

LONG SIZE IMPULSE SEALER

Typical Industries and Applications

- ✓ Confectionery Production, Breadmaking, Fish and Seafood
- ✓ Bag/ Pouch Manufacturing
- ✓ Dairy Farming, Basic Ingredients, Raw Materials

FiF Series



Simple Operation

Use the timer to adjust the heating time for the material and thickness of the packaging material or bag to be sealed, and lightly step on the pedal to create a clean, strong seal.

Because film and bag can pass through the heating area for sealing, a seal can be created on locations other than the end of a bag. This allows the sealer to also make simple bags.

The FiF series of sealers comes standard-equipped with a table convenient for sealing operation.

Safety Measures

Casters with a Locking Mechanism

The FiF series of sealers comes standard-equipped with casters with a locking mechanism that make moving from one work area to another easy, while providing a steady work setting once the machine is situated.

Anti-Overheating Mechanism

When overheating occurs (i.e., when power continues to be distributed to the heating element for longer than 4 seconds), the breaker turns off and the power is shutoff.



FiF-1000

Operation Setting

Heating Time : Dial 1 - 10
(About 0.1 - 2.5 sec.)

FiF-A Series

Footswitch Operated Sealer for Sealing Large Bags

The FiF-A series is an electric-powered large-size sealer, capable of making seals of 1 to 1.5 meters. It is air-cylinder driven and operated using a footswitch. Use the control unit to adjust heating and cooling times accordingly depending on the material, type, and thickness of the bag being sealed. Set the bag in the sealing area and lightly step on the footswitch to operate the air cylinder to lower the crimping lever. After the set heating and cooling are completed, the crimping lever returns to the initial position to reveal a clean, strong seal. The FiF-A series comes standard equipped with a convenient work table for the sealing process.

Compressor Required Separately

The FiF-A series of sealers requires a separate air compressor to operate the machine. The compressor for the sealer must have the following capacity:

Compatible compressor=0.75KW 75 L/min 490kPa or more

Safety Measures Equipped with Emergency Stop Switch

In an emergency, press the Emergency Stop Switch to turn off the breaker and shut off the power. This will return the lever to its initial position.



Seal Only
Air Cylinder Driven
Frequency 1,000 bags/day



FiF-1000-A

Operation Setting

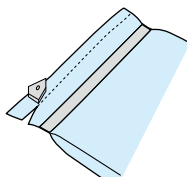
Heating Time : 0.1 - 2.5sec.
Cooling Time : 0.1 - 5.0sec.

A Comprehensive Product Lineup

We offer a comprehensive lineup of models to accommodate a variety of bag sizes (widths), thickness and materials. Different models are available for seal lengths of 1000, 1200 and 1500mm, as well as for seal widths of 5 and 10 mm. In addition to a single heater type capable of sealing materials up to 0.3mm thick (total thickness of overlapping sheets), there is a double heater type capable of sealing thick or laminated bags up to 0.4mm thick (total thickness of overlapping sheets).

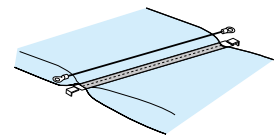
Type C Featuring a Cutting Mechanism

The C type is equipped with a cutting mechanism to cut excess bag (film) ends. Slide the cutter knob sideways in either direction to cut the tube-shaped film after sealing it.



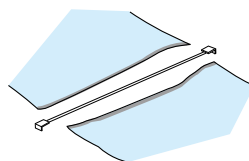
Type 10C for In-Between Cuts

The 10C type uses a cutting heater to cut through the centerline of the sealed area. It can be used to seal and cut apart the tube-shaped film at the same time to make bags.



Fusing-Cut Type

The melt-cut type can be used for processing bags in which a round-wire melt-cutting heater is used to cut the bag (film). Although the melt-cutting heater slightly fuses the film together, there is hardly any sealing strength.



Model Name	Power V *1	Power Consumption W	Seal Width mm	Seal Length mm	Heating Method *2	Heating Time sec.	Film thickness (total) mm *3	Machine Weight kg	Machine Dimension W x D x H mm
FiF-1000	220	4000	10 or 5	1000	Single	0.1 - 2.5	Less than 0.3	90	1140 x 610 x 1080
FiF-1000C	220	4000	10	1000	Single	0.1 - 2.5	Less than 0.3	90	1140 x 610 x 1080
FiF-1000-5D	220	3000	5	1000	Double	0.1 - 2.5	Less than 0.4	90	1140 x 610 x 1080
FiF-1000-10D	220	4000	10	1000	Double	0.1 - 2.5	Less than 0.4	90	1140 x 610 x 1080
FiF-1000-10C	220	4200	10	1000	Single	0.1 - 2.5	Less than 0.4	90	1140 x 610 x 1080

*1 Other voltages available on request.

*2 Single: heating element mounted on the lower side. Double: Heating element mounted on both upper and lower sides.

*3 Total thickness of overlapping films. The value may vary depending on the voltage or type of films.

LOS Series

Easy to Operate

The LOS series is the electric/ air cylinder operated extra-length impulse sealer. The LOS series can be operated by a foot switch. The optimum heating can cooling temperature are all controlled at the microcomputer controller. Simply press the touch panel buttons for the settings.

Adjustable Head Height

The height of the head of the sealer can be adjusted to suit the package content by operating the buttons on the side of the machine. When the bag is set vertically to the head: 800 to 1370mm.

When the bag is set horizontally to the head: 1020 to 1590mm.



Tilting the Head Angle

By turning the adjuster knob, the tilt angle of the head can be variably adjusted between 0 and 90 degrees to suit the package content. For example, when packaging powders, tilting down the sealer head will allow the sealing to complete without powder spilling from the bag opening.



Standard-Equipped Heating Temperature Control

Setting the ideal sealing condition

ONPUL

The most prominent feature of the ONPUL System is the ability to set and maintain the ideal sealing condition. The heating temperature setting is made possible through the use of a high-sensitivity temperature sensor for temperature control, and a microcomputer controller.

Safety Measures

Equipped with Emergency Stop Switch

In an emergency, press the Emergency Stop Switch to turn off the breaker and shut off the power. This will return the lever to its initial position.



Anti-Overheating Mechanism

When overheating occurs (i.e., when power continues to be distributed to the heating element for longer than 4 seconds), the breaker turns off and the power is shut off.



LOS-1000

Compressor Required Separately

The LOS series of sealers requires a separate air compressor to operate the machine. The compressor for the sealer must have the following capacity:

Compatible compressor
0.75KW 75 Liter/min 490kPa or more

Operation Setting

Heating Temp : 60 – 250°C
Heating Time : 0.0 – 2.0sec.
Cooling Temp : 40°C – Heat Temp

Option Tension Arm Hot Stamp Printing Device

Model Name	Power V *1	Machine Drive	Power Consumption W	Seal Width mm	Seal Length mm	Heating Method *2	Film thickness (total) mm *3	Machine Weight kg	Machine Dimension W x D x H mm
LOS-600	220	Air cylinder	2500	10 or 5	600	Single	Less than 0.3	148	935 x 835 x 1900
LOS-600-10D	220	Air cylinder	2500	10	600	Double	Less than 0.4	148	935 x 835 x 1900
LOS-800	220	Air cylinder	3000	10 or 5	800	Single	Less than 0.3	155	950 x 835 x 1740
LOS-800-10	220	Air cylinder	3000	10	800	Double	Less than 0.4	155	950 x 835 x 1740
LOS-1000	220	Air cylinder	4000	10 or 5	1000	Single	Less than 0.3	160	1160 x 835 x 1740
LOS-1000-10D	220	Air cylinder	4000	10	1000	Double	Less than 0.4	160	1160 x 835 x 1740
LOS-1200	220	Air cylinder	4500	10 or 5	1200	Single	Less than 0.3	165	1360 x 865 x 1740
LOS-1200-10D	220	Air cylinder	4500	10	1200	Double	Less than 0.4	165	1360 x 865 x 1740

*1 Other voltages available on request.

*2 Single: heating element mounted on the lower side. Double: Heating element mounted on both upper and lower sides.

*3 Total thickness of overlapping films. The value may vary depending on the voltage or type of films.

AT Series

- Seal Only
- Air Cylinder Driven
- Frequency 1,000 bags/day

The AT series sealer is capable of making seals of longer than 1.5 meters, which was not possible with our standard, air-cylinder-operated, large electric sealers. On our conventional models, the long metal sealing bars used to clamp and press-seal the bag inevitably gave to prevent even sealing pressure application. To overcome this problem, Fuji Impulse developed a method to utilize the expansion pressure of air tubes for applying sealing pressure. The AT series is indeed a Super Large-size Sealer that excels in excessively long sealing.



Simple Operation

The AT series is an electric-powered large-size sealer. It is air-cylinder driven and operated using a footswitch. Use the timer to adjust heating and cooling times accordingly depending on the material, type, and thickness of the bag being sealed. Set the bag in the sealing area and lightly step on the footswitch to operate the air cylinder to lower the crimping lever. After the set heating and cooling are completed, the crimping lever returns to the initial position to reveal a clean, strong seal.

Safety Measures

Anti-Overheating Mechanism

When overheating occurs (i.e., when power continues to be distributed to the heating element for longer than 5 seconds), the breaker turns off and the power is shutoff.

Equipped with Emergency Stop Switch

In an emergency, press the Emergency Stop Switch to turn off the breaker and shut off the power. This will return the lever to its initial position.



Compressor Required Separately

The AT series of sealers requires a separate air compressor to operate the machine. The compressor for the sealer must have the following capacity:
Compatible compressor
1.5KW 165 Liter/min 588kPa or more

Operation Setting

Heating Time : 0.5 – 5.0sec.
Cooling Time : 1.0 – 10.0sec.

ATC Series with Cutter Mechanism

A variation of the AT series is the ATC series that is equipped with an air-pressure-powered cutter mechanism. The cutter device is activated automatically after the sealing process and cuts the bag or film. This is very useful for continuous sealing or film-processing. The cutter device can be used independently for cutting, without the sealing process.



Option
Optical-sensor-activated anti-finger jamming device may be installed as an option.

Model Name	Power V *1	Machine Drive	Power Consumption W	Seal Width mm	Seal Length mm	Heating Method *2	Film thickness (total) mm *3	Machine Weight kg	Machine Dimension W x D x H mm
AT-1500-10	220	Air cylinder	5000	10	1500	Single: Upper Side	Less than 0.3	180	1830 x 572 x 1270
AT-1500-5	220	Air cylinder	5000	5	1500	Single: Upper Side	Less than 0.3	180	1830 x 572 x 1270
AT-2000-10	220	Air cylinder	5000	10	2000	Single: Upper Side	Less than 0.3	210	2330 x 572 x 1270
AT-2000-5	220	Air cylinder	5000	5	2000	Single: Upper Side	Less than 0.3	210	2330 x 572 x 1270
AT-2500-10	220	Air cylinder	5000	10	2500	Single: Upper Side	Less than 0.3	260	2830 x 572 x 1270
AT-2500-5	220	Air cylinder	5000	5	2500	Single: Upper Side	Less than 0.3	260	2830 x 572 x 1270

*1 Other voltages available on request.

*2 Single: heating element mounted on the upper side.

*3 Total thickness of overlapping films. The value may vary depending on the voltage or type of films.