

TABLE-TOP IMPULSE SEALER



Typical Industries and Applications

- ✓ Food Packaging
- ✓ Confectionery Production, Breadmaking, Fish and Seafood
- ✓ Hospitals, Clinics, Individual Packaging for Medication, Bags for Sterilization
- ✓ Industrial Components, Parts & Tools
- ✓ Apparel, Individual Packaging for Clothing



P-200 / PC-200 P-300 / PC-300

Simple Operation

Use the heating-time adjuster knob facing you to set the appropriate heating time for the bag. Lower the clamping lever using one hand. The heating light will turn on. Sealing is completed when you hear a brief beeping sound. There are two variations in the length: 200mm (P-200, PC-200) or 300mm (P-300, PC-300). The sealer comes equipped with a 2mm heating element when it is shipped from the factory. The 2mm heating element may be replaced with a fusion-cut heating element as needed to create fusion-cut seals.

Cutter Mechanism: PC-200, PC-300

On a PC sealer, the user can slide the cutter knob after the sealing is completed to cut off any excess material from the end of the bag. This cutter feature can be used to create multiple bags from tube-shaped film.



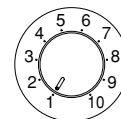
Safety Measures

Anti-Overheating Mechanism

As a safety measure, the unit is equipped with a device to shut off the circuit in about 3 seconds in case of abnormal heating (continuous current) caused by timer malfunction.

Operation Setting

Heating Time : Dial 1 – 10
(About 0.1 – 1.6 sec.)



FS-215 / FS-315

Good for the Small Retailer

It is ideal for individual packaging at stores as well as for small packaging of parts and food materials at plants. The compact unit takes up minimal space and is very mobile. The resin body, featuring a rounded design, suits well at a showcase without disrupting the aesthetics of the shop.



Applications:

Pastries and confectioneries (bread and other baked goods, candies, etc.), pasta and noodles, medicine, office supplies, books, magazines, vegetables, sundry products, metal products, parts, food products, etc.



Simple Operation, Easy Maintenance!

Use the heating-time adjuster knob on top of the unit to set the appropriate heating time for the bag. Simply apply light pressure to the table with your hands as you hold the bag. This results in a powerful sealing pressure that ensures secure and clean sealing.

The heating element and other relatively frequently replaced parts are easily replaced by detaching the table and removing the Teflon-sheet. Remove the table by loosening the plastic nut with your fingers.



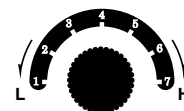
Safety Measures

Anti-Overheating Mechanism

As a safety measure, the unit is equipped with a device to shut off the circuit in about 3 seconds in case of abnormal heating (continuous current) caused by timer malfunction.

Operation Setting

Heating Time : Dial 1 – 7
(About 0.1 – 1.6 sec.)



FT-130 / FT-230

Seal Only
Hand Operated
Frequency 1,000 bags/day

Simple Operation, Strong Seal!

Use the heating-time adjuster knob on top of the unit to set the appropriate heating time for the bag. Simply press down the handle with your hand as you hold the bag. This results in a powerful sealing pressure that ensures secure and clean sealing.



FT-130 and FT-230 are configured to heat the bag not only from the bottom but also from the top (double-side heating method), as well as to apply enhanced, powerful sealing pressure. The FT sealers are capable of sealing coffee/tea bags and other bags with a total film thickness of up to 0.5mm.*1

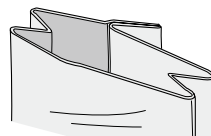


*1 Please note that for gusset bags such as the one illustrated below, the thickest part of the bag will consist of four overlapped pieces of film. This means that the FT sealer can seal film up to 0.125mm thick. Total thickness 0.5mm/4 sheets = 0.125mm per sheet of film

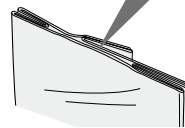
Securely Seal Thick Gusset Bags for Coffee etc.

Gusset bags, used mainly for loose-leaf tea and coffee bean bags, consist of evaporated aluminum film and are thick, especially with four sheets overlapping in the back as shown in the right illustration. Clamping the bag requires powerful pressure and heat capable of melting the bag, which ordinary sealers cannot produce.

■ An illustrated example of a gusset bag, often used for coffee/tea



The total number of overlapped pieces of film at the back is four, requiring powerful seal pressure and heating.



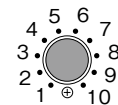
FT-130



FT-230

Operation Setting

Heating Time : Dial 1 – 10
(About 0.1 – 1.6 sec.)



Model Name	P-200	PC-200	P-300	PC-300	FS-215	FS-315	FT-130	FT-230
Power *2	110/220V	110/220V	110/220V	110/220V	110/220V	110/220V	110/220V	110/220V
Power Consumption	250W	250W	380W	380W	400W	500W	1200W	1300W
Heating Method *3	Single	Single	Single	Single	Single	Single	Double	Double
Seal Length	200mm	200mm	300mm	300mm	200mm	300mm	120mm	220mm
Seal Width	2mm	2mm	2mm	2mm	5 or 2mm	5 or 2mm	10mm	10mm
Heating Time	0.1 – 1.6sec.	0.1 – 1.6sec.	0.1 – 1.6sec.	0.1 – 1.6sec.	0.1 – 1.6sec.	0.1 – 1.6sec.	0.1 – 1.6sec.	0.1 – 1.6sec.
Film thickness *4	Less than 0.2mm	Less than 0.2mm	Less than 0.2mm	Less than 0.2mm	Less than 0.2mm	Less than 0.2mm	Less than 0.5mm	Less than 0.5mm
Machine Weight	2.2kg	2.2kg	4kg	4kg	5.2kg	5.8kg	6.7kg	9.7kg
Machine Dimension W x D x H mm	72 x 310 x 160	72 x 310 x 160	82 x 428 x 200	82 x 428 x 200	286 x 376 x 198	363 x 376 x 198	230 x 340 x 250	320 x 360 x 250
Table Dimension W x D mm	-	-	-	-	218 x 180	317 x 180	-	-
Cutter	-	○ : Cuts off the excess film at 7mm above the seal line	-	○ : Cuts off the excess film at 10mm above the seal line	-	-	-	-
Seal finish sound *5	○	○	○	○	-	-	-	-

*2 Other voltages available on request.

*3 Single: heating element mounted on the lower side. Double: Heating element mounted on both upper and lower sides.

*4 Total thickness of overlapping films. The value may vary depending on the voltage or type of films.

*5 The beep sound will inform you when the seal is complete.